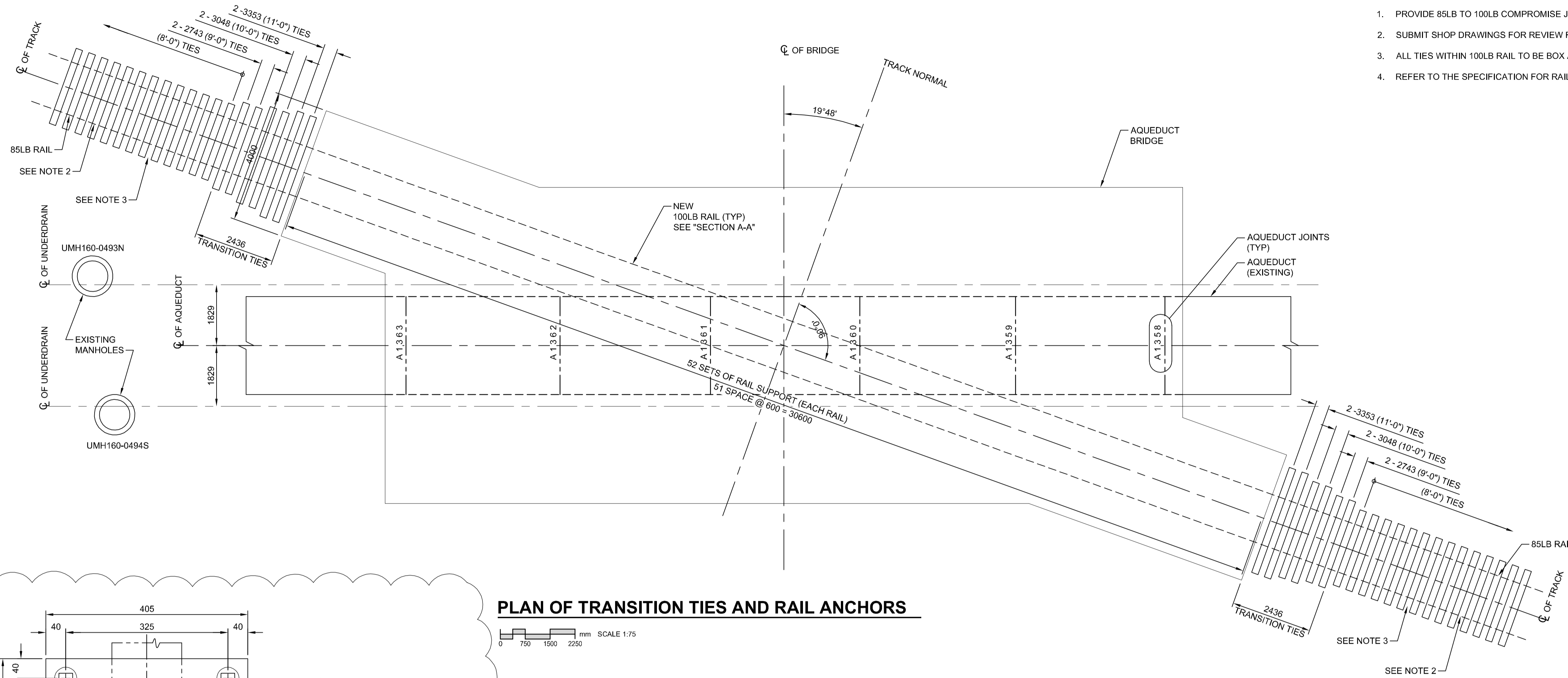
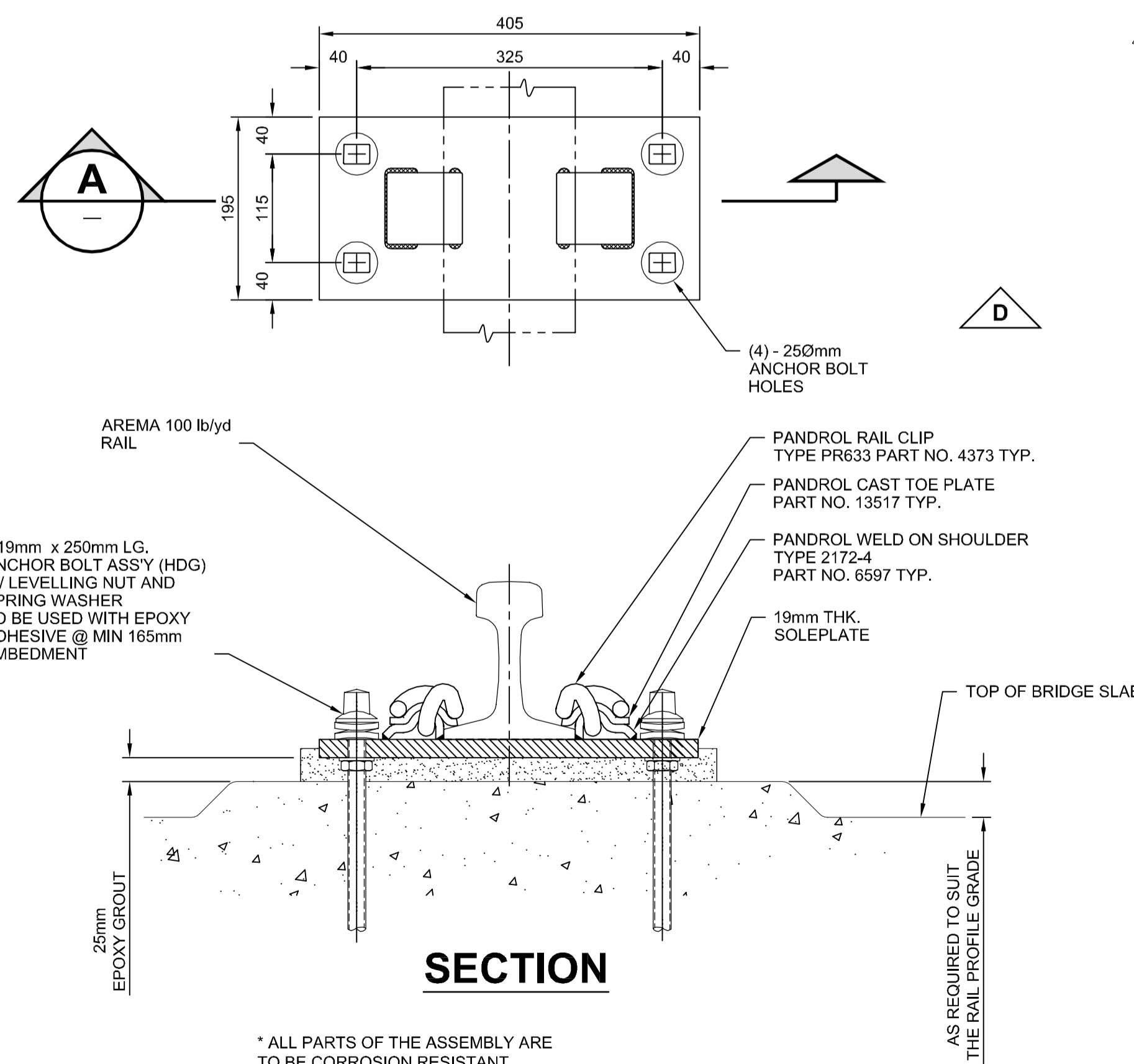
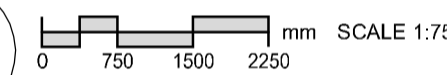


NOTES:

1. PROVIDE 85LB TO 100LB COMPROMISE JOINTS WITH APPROPRIATE JOINT STAGGER.
2. SUBMIT SHOP DRAWINGS FOR REVIEW FOR (1).
3. ALL TIES WITHIN 100LB RAIL TO BE BOX ANCHORED EVERY TIE.
4. REFER TO THE SPECIFICATION FOR RAIL ANCHORAGE.



PLAN OF TRANSITION TIES AND RAIL ANCHORS



SECTION

* ALL PARTS OF THE ASSEMBLY ARE TO BE CORROSION RESISTANT.

RAIL ANCHOR DETAIL

SCALE NTS

METRIC

WHOLE NUMBERS INDICATE MILLIMETRES
DECIMALIZED NUMBERS INDICATE METRES

BM 00-000 ELEV 200.000m			
D	ADDENDUM 2	13/06/18	CK
C	ISSUED FOR TENDER	13/06/04	KC
B	ISSUED FOR TENDER	11/07/04	KC
A	ISSUED FOR REVIEW	11/05/07	KC
NO.	REVISIONS	YYMM/DD	BY

AECOM		This drawing has been prepared for the use of AECOM's client and may not be used, reproduced or relied upon by third parties, except as agreed by AECOM and its client, as required by law or for use by governmental reviewing agencies. AECOM accepts no responsibility, and denies any liability whatsoever, to any party that modifies this drawing without AECOM's express written consent. Do not scale this document. All measurements must be obtained from stated dimensions.	
DESIGNED BY	AP	CHECKED BY	SBB
DRAWN BY	EDM	APPROVED BY	EBL
HOR. SCALE	AS SHOWN	RELEASED FOR CONSTRUCTION	
VERT. SCALE	AS SHOWN		
DATE	11/05/18	DATE	

PROFESSIONAL'S SEAL	
C:\Users\Gamerock\1\Desktop\60196984-01-S-107-ROX.dwg	
CONSULTANT DRAWING NO.	60196984-01-S-107-ROX.dwg

BID OPPORTUNITY NO. 498-2013

THE CITY OF WINNIPEG
WATER & WASTE DEPARTMENT
ENGINEERING DIVISION

GWWD AQUEDUCT BRIDGING STRUCTURE AT MILE 13.19
MISCELLANEOUS DETAILS

CITY DRAWING NUMBER D-12478	CITY DRAWING NUMBER D-12478
SHEET 7 OF 7	SHEET 7 OF 7
DRAWING No. 07	REV D